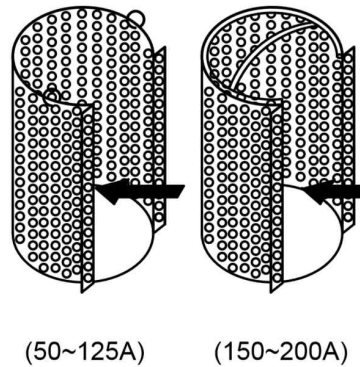


Concept of screen



DIMENSIONS						
Size	L	H1	H2	H3	ØA	비고
50A	190	83	90	130	□118	
65A	220	96	112	160	□132	
80A	250	112	142	190	188	
100A	300	129	157	230	232	
125A	330	150	182	270	266	
150A	380	180	202	300	318	
200A	460	205	250	370	404	
250A	550	238	310	460	475	

No	Name of Parts	Material	Remarks
8	Drain Plug	C3604	
7	I-Bolt	SF45	100A or more
6	Plane Washer	STS304	
5	Hex Bolt	STS304	
4	Gasket	TH3000	
3	Screen	STS304	
2	Cover	GCD450	
1	Body	GCD450	

**BILL OF MATERIAL**

**SPECIFICATIONS**

Applicable Fluid	Hot & Cold Water		
Working Pressure	0.35 ~ 10kg/cm <sup>2</sup> G		
Applicable Temperature	Max. 120°C		
Connection	KS 10K FF Flanged		
Screen Data	Size	50-100A	125-250A
	Standard	2.2mm	타공 3.0mm
	Optional	Wire Net(메쉬스크린)	

\* Painting은 Standard로 Epoxy 분체도장입니다.

\* Wire net ; 20,40,60,80,100,200,300,400Mesh

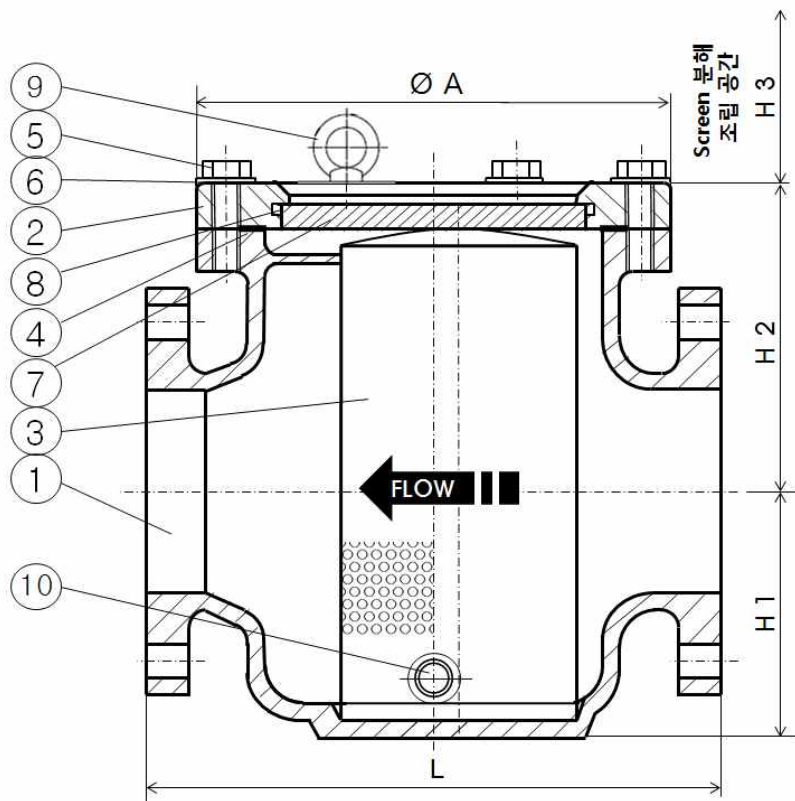
Rev.	Date	Prepared	Checked	Checked	Approved

ITEM	OMEGA STRAINER(Standard)		
MODEL	OMS-10F	DWG No	OMS-10F-01
SIZE	50A-250A	DATE	2021.1.5

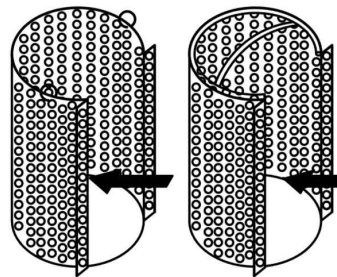


**OMEGA VALVE**

Better savings  
Better efficiency



Concept of screen



(50~125A)

(150~200A)

DIMENSIONS						
Size	L	H1	H2	H3	ØA	고
50A	190	83	90	130	□118	
65A	220	96	112	160	□132	
80A	250	112	142	190	188	
100A	300	129	157	230	232	
125A	330	150	182	270	266	
150A	380	180	202	300	318	
200A	460	205	250	370	404	
250A	550	238	310	460	475	

No	Name of Parts	Material	Remarks
10	Drain Plug	C3604	
9	I-Bolt	SF45	100A or more
8	O-Ring	NBR	
7	Sight Glass	R.Glass	
6	Plane Washer	STS304	
5	Hex Bolt	STS304	
4	Gasket	NBR	
3	Screen	STS304	
2	Cover	GCD450	Epoxy 분체도장
1	Body	GCD450	Epoxy 분체도장
<b>BILL OF MATERIAL</b>			

SPECIFICATIONS			
Applicable Fluid	Hot & Cold Water		
Working Pressure	0.35 ~ 10kg/cm <sup>2</sup> G		
Applicable Temperature	Max. 120°C		
Connection	KS 10K FF Flanged		
Screen Data	Size	50-100A	125-250A
	Standard	타공 2.2mm	타공 3.0mm
	Optional	Wire Net (메쉬스크린)	

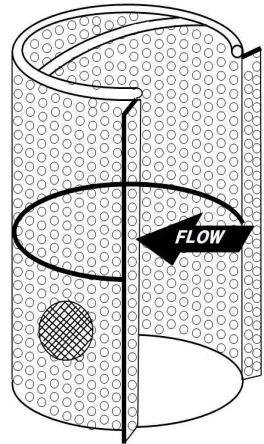
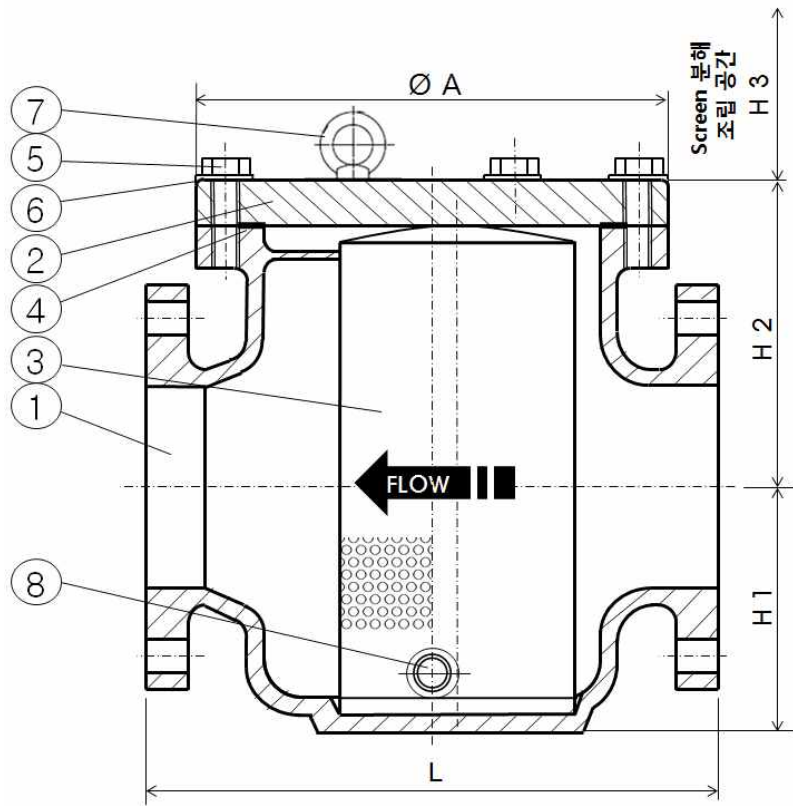
\* Painting은 Standard로 Epoxy 분체도장입니다.

\* Wire net ; 20,40,60,80,100,200,300,400Mesh

ITEM	OMEGA STRAINER(Sight Glass)		
MODEL	OMS-10F	DWG No	OMS-10F-03
SIZE	50A-250A	DATE	2020.7.24

 **OMEGA VALVE**

Better savings  
Better efficiency



CONCEPT OF SCREEN

**DIMENSIONS**

Size	L	H1	H2	H3	ØA	비 고
300A	672	316	370	610	590	
350A	814	376	435	720	684	
400A	916	418	472	850	778	
450A	966	450	517	980	848	
500A	1068	529	556	1100	906	

No	Name of Parts	Material	Remarks
8	Drain Plug	C3604	
7	I-Bolt	SF45	100A or more
6	Plane Washer	STS304	
5	Hex Bolt	STS304	
4	Gasket	TH3000	
3	Screen	STS304	
2	Cover	GCD450	
1	Body	GCD450	

**BILL OF MATERIAL**

**SPECIFICATIONS**

Applicable Fluid	Hot & Cold Water		
Working Pressure	0.35 ~ 10kg/cm <sup>2</sup> G		
Applicable Temperature	Max. 120℃		
Connection	KS 10K FF Flanged		
Screen Data	Size	300A-400A	450A-500A
	Standard	3mm	타공 4mm
	Optional	Wire Net(40Mesh)	

\* Painting은 Standard로 Epoxy 분체도장 입니다.

Rev.	Date	Prepared	Checked	Checked	Approved
ITEM	OMEGA STRAINER(Standard)				
MODEL	OMS-10F	DWG No	OMS-10F-02		
SIZE	300A-500A	DATE	2021.3.19		



**OMEGA VALVE**

Better savings  
Better efficiency